

# ChatterWorks

Web Design  
DESIGN | SEARCH

The screenshot shows the ChatterWorks search page interface. At the top left, the ChatterWorks logo is followed by a navigation menu with items: Dashboards, Search, Engage, Projects, To-Do-Lists, Messages, and the user's email address shafiur@chatterworks.com. A search bar is prominently displayed in the center, with a search icon and a grid view toggle. On the left side, there is a vertical filter sidebar with categories like DESIRED SKILLS, DESIRED CERTIFICATIONS, EMPLOYMENT TYPE, LOCATION, ORGANIZATION, PREVIOUS EXPERIENCE (with a range slider from 7 mo to 16 yrs), SALARY, EDUCATION, GENDER, ETHNICITY, MILITARY EXPERIENCE, and ONLINE PROFILE FILTERS (with checkboxes for Any, LinkedIn, Twitter, Facebook, Github, Stack Overflow, Meetup, Dribbble, and About.Me). The main content area displays three candidate cards. Each card includes a profile picture, name, job title, location, contact information (email, phone, video conference), and a 'Request Referral' button. Below the contact info are social media links (Facebook, LinkedIn, Twitter, GitHub, Dribbble, Google+) and a list of skills (JENKINS, JAVA, BALSAMIC, HTML, REST API, MY SQL, HTMLS, DATA, DESIGN, PHP2.0, JANGO, UXPIN). On the right side, there is a calendar for February 2018 and a 'To-Do's' section with tasks for today, tomorrow, and Friday. At the bottom right, there is a 'Show More' button for a list of recent activity items.

## Recruiting | SEARCH PAGE

- 1 **Menu Bar** - Click to switch between pages.
- 2 **Filter** - Search filter for recruiter to find the top candidates.
- 3 **Search** - type candidates name, job title, location...etc to find the top results.
- 4 **Candidates Card** - the most match result will appear on the top.
- 5 **Optional Section** - This section let recruiter to set their work space by themself.

## LIST VIEW

## CARD VIEW

### LIST VIEW

**Quick Action**

**Basic Information**

**Profile Image**

**Contact Information**

**Experience**

**Social Platform**

**Skill Set**

**Trey Swann** | VP Sales  
 San Clemente, California

trey@chatterworks.com (987)-654-3200 Video Conference Request Referral

VP Sales @ Aerotas from Dec 2017 - Present  
 Enterprise Sales Executive / Growth Lead @ Specright, Inc from Jun 2016 - Aug 2017  
 Enterprise Sales Executive @ Connectifier from Oct 2014 - Mar 2016  
 Bachelor's degree, Psychology @ University of California, Los Angeles

Facebook LinkedIn Twitter GitHub Dribbble Google+

JENKINS JAVA BALSAMIC HTML REST API MY SQL HTML5 DATA DESIGN PHP2.0 JANGO UXPIN

BALSAMIC HTML REST API MY SQL HTML5 DATA DESIGN PHP2.0 JANGO UXPIN

### CARD VIEW

**Profile Image**

**Basic Info**

**Experience**

**Quick Action**

**Main Action**

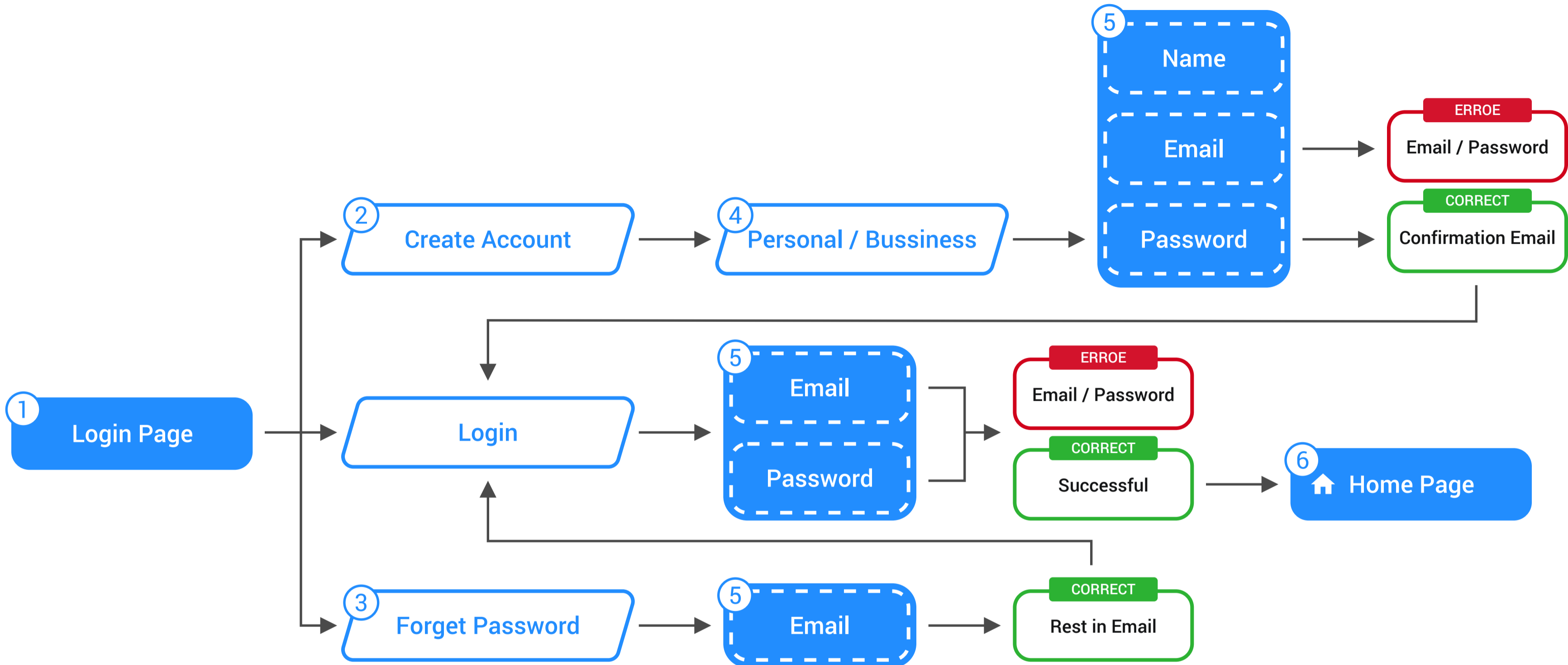
**Trey Swann**  
 VP Sales  
 San Clemente, California

Aerotas  
 3 email address  
 4 online profiles

Request Referral

# ChatterWorks

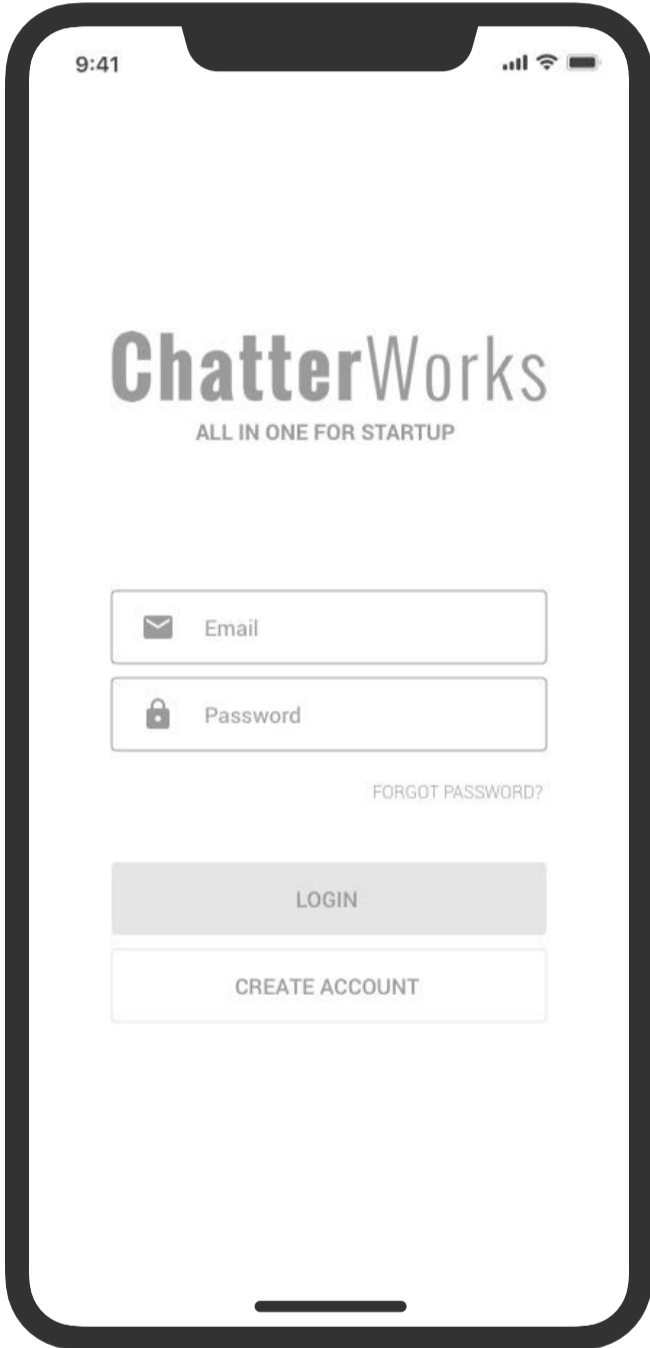
Mobile Design  
DESIGN | FLOW CHART




### Login Page | FLOW CHART

- 1 Login Page**  
This is the login page where the user enters their email and password to access their account.
- 2 Create Account**  
For new user to create their account by enter their name, email, and password.
- 3 Forget Password**  
Enters their email to request to reset password.
- 4 Personal / Bussiness**  
Create personal or bussiness account.
- 5 Input Information**  
Enter the required information to access your account.
- 6 Home Page**  
When login successful user can access the app on the home page.


Login Page



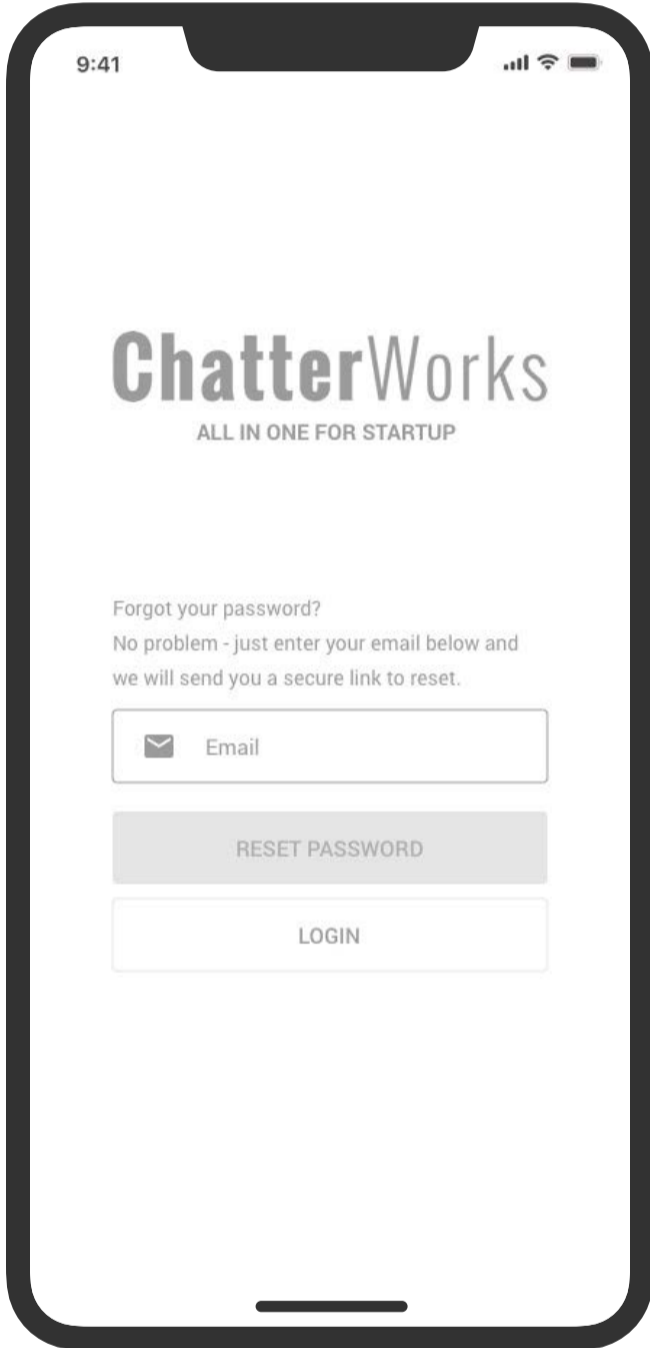
Create Account - Personal -

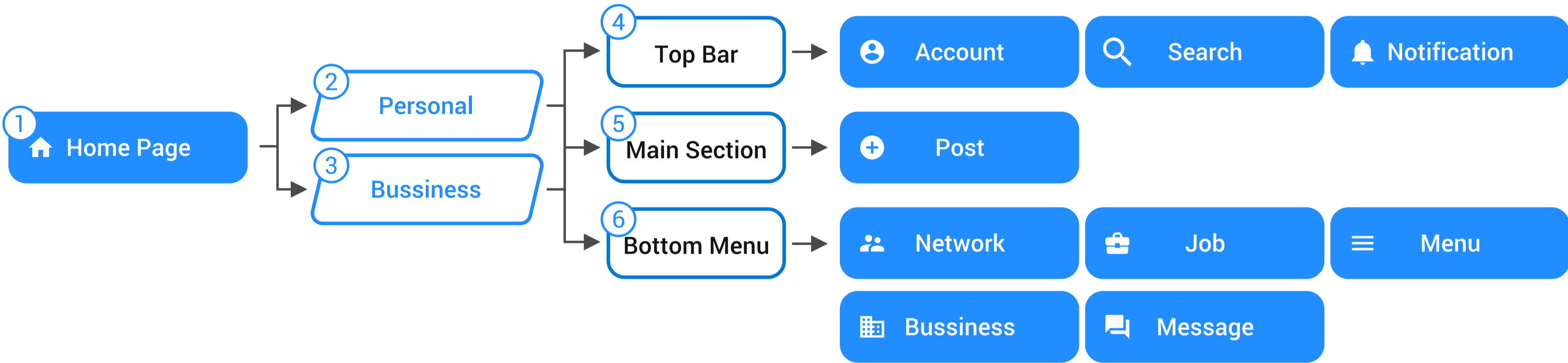


Create Account - Bussiness -



Reset Password





### Home Page | FLOW CHART

- 1 Home Page**  
When login successful user can access the app on the home page.
- 2 Personal**  
Create as personal account, access as personal account.
- 3 Bussiness**  
Create as bussiness account, access as bussiness account.

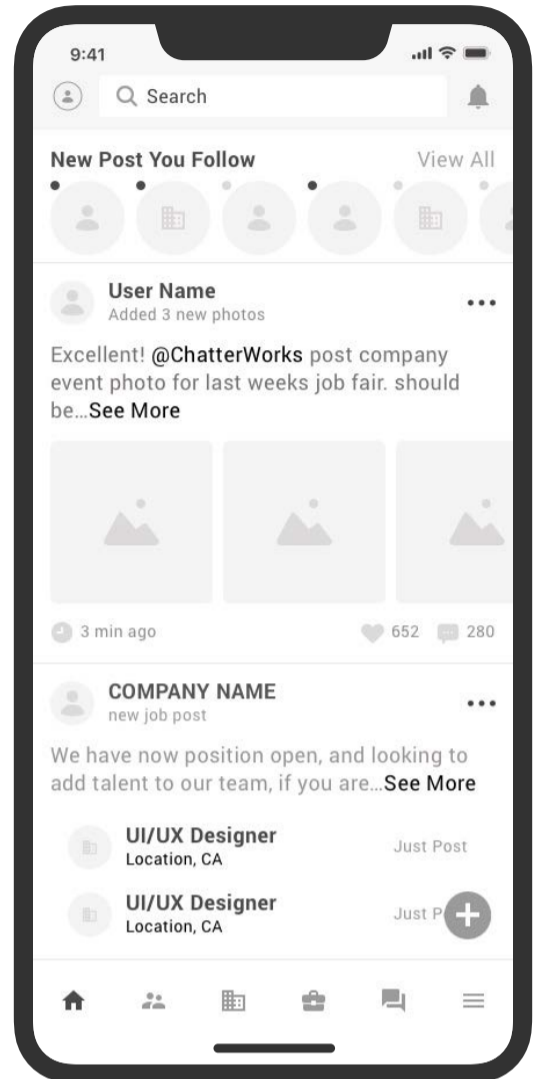
- 4 Top Bar**  
Top Bar inculed, Profile, Search, and Notification.
- 5 Main Section**  
New post and things you follow will appear in the main section.
- 6 Bottom Menu**  
User can switch between all the function pages.

### Icon Set | FUNCTION PAGE

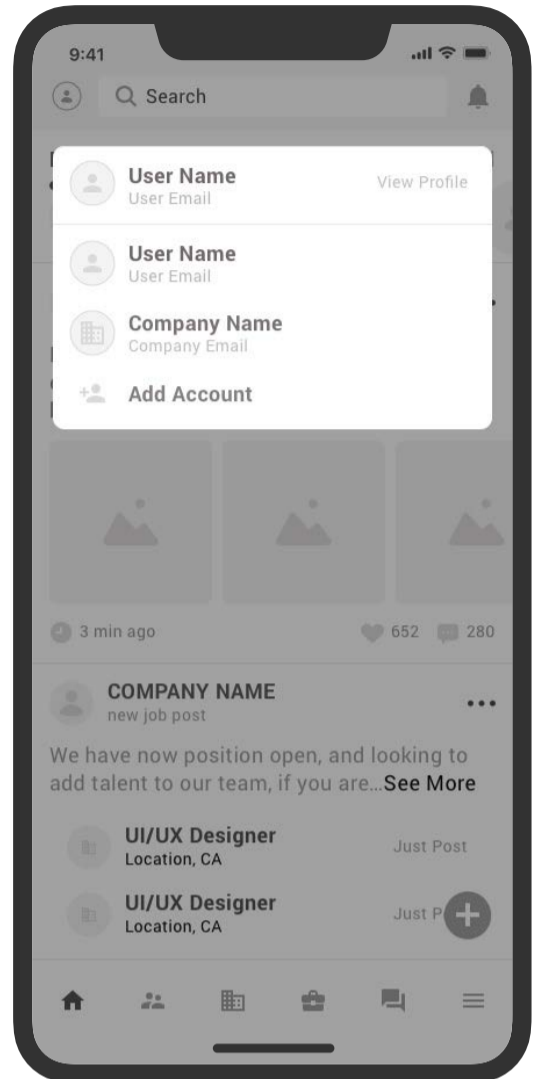
- Account** - View profile and User can switch between personal or bussiness accounts.
- Search** - Search network, bussiness, job in the app.
- Notification** - App will send you alert when new thing pop up.
- New Post** - All account can post and share with others.
- Network** - Connect with others, and find talent or investor.
- Bussiness** - Find bussines overview, people, news, culture, founding, jobs and more.
- Job** - Find new job opportunity or post new position.
- Message** - Contact with your network.
- Menu** - Inculed other option, setting, project, to-do-list...etc.



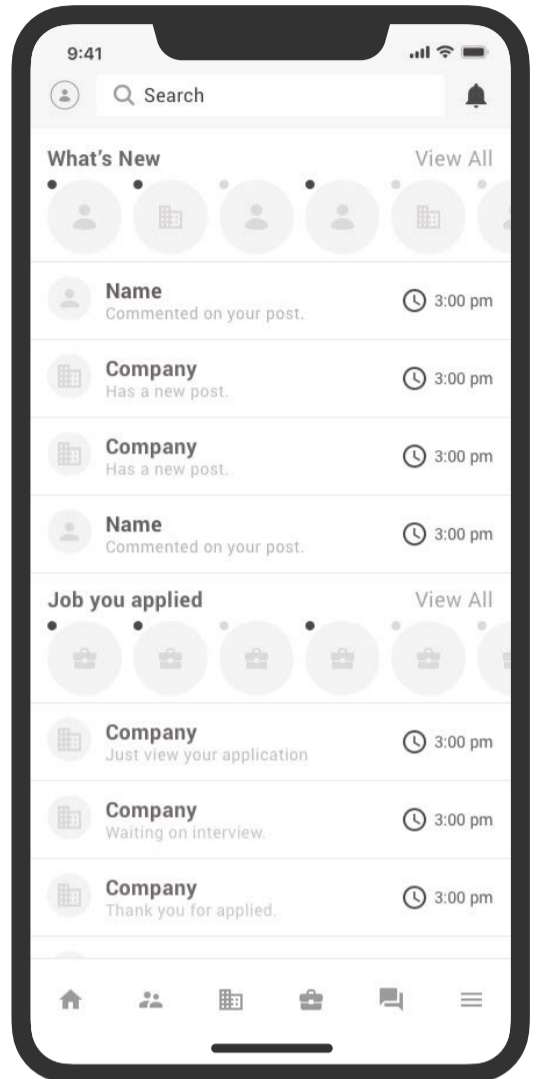
Home Page



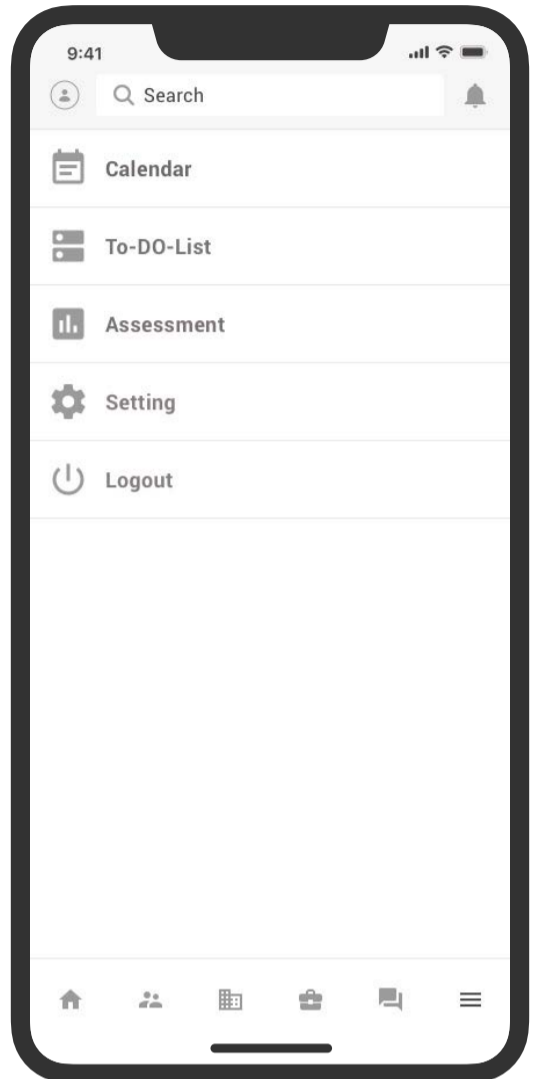
Manage Account



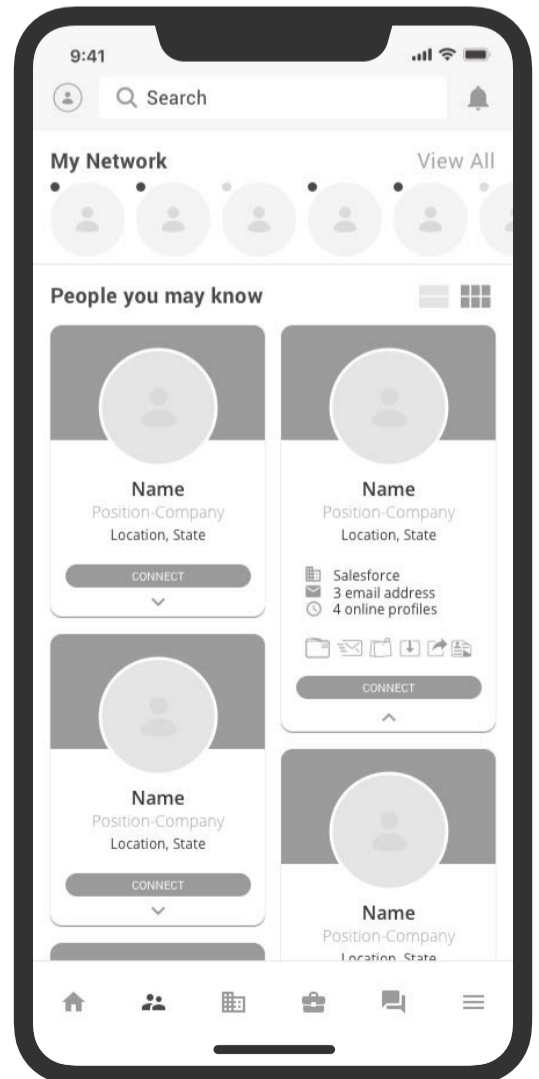
Notification



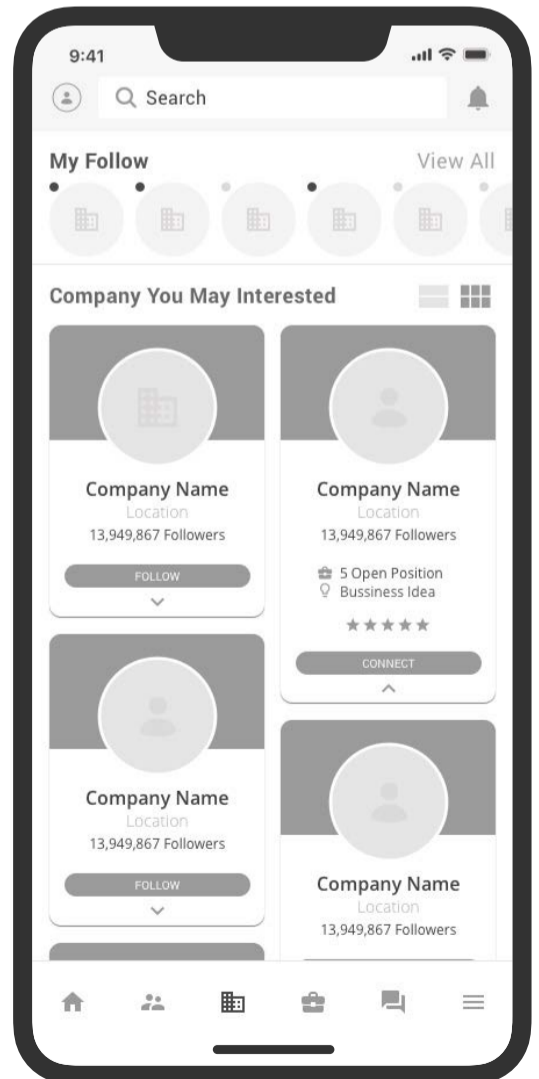
Menu



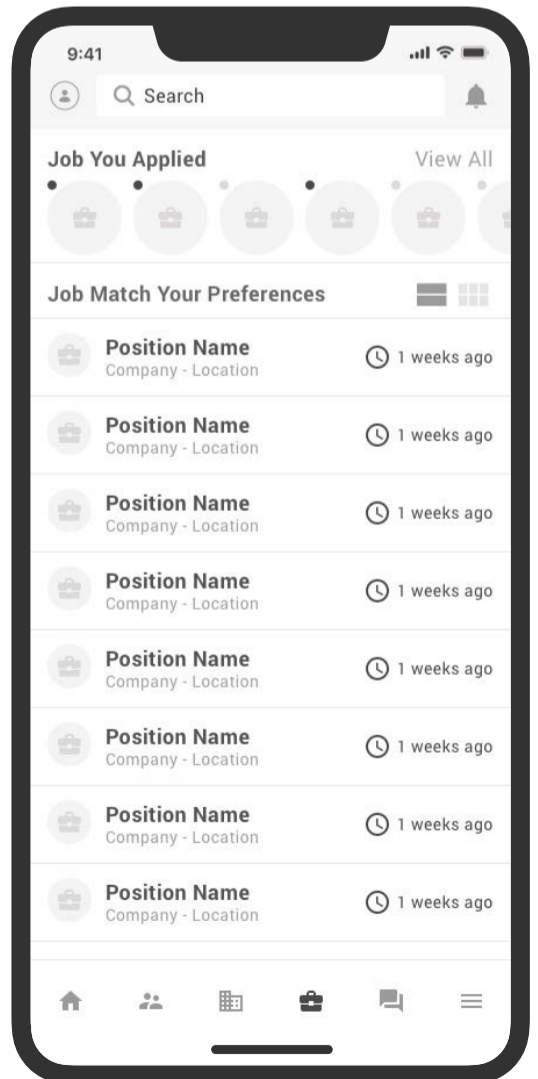
Network



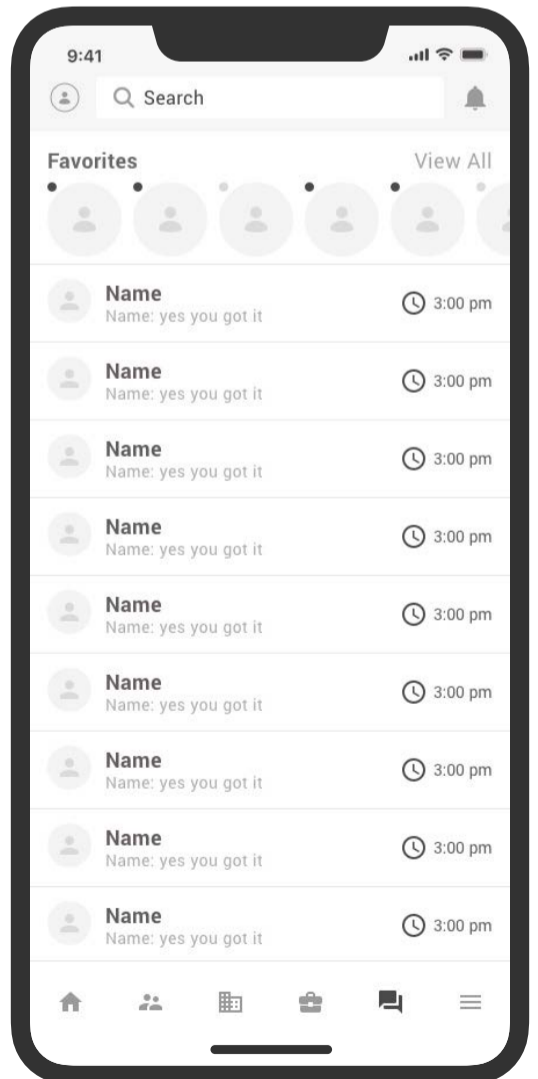
Bussiness



Job



Message



Icon Set | FUNCTION PAGE

**Account** - View profile and User can switch between personal or bussiness accounts.

**Search** - Search network, bussiness, job in the app.

**Notification** - App will send you alert when new thing pop up.

**Menu** - Inculed other option, setting, project, to-do-list...etc.

**New Post** - All account can post and share with others.

**Network** - Connect with others, and find talent or investor.

**Bussiness** - Find bussines overview, people, news, culture, founding, jobs and more.

**Job** - Find new job opportunity or post new position.

**Message** - Contact with your network.